

Digital T-Level Transition Booklet

“Failure is simply the opportunity to begin again, this time more intelligently” - *Henry Ford*



by Unknown Author is licensed under

Welcome to T-Level @ SJBC.

What does the T-Level Cover cover?

The content is split into a core component that has been created for this T Level Technical Qualification in Digital Production, Design and Development, and a single occupational specialism, which is:

- Digital Production, Design and Development

The core component provides a broad understanding of the digital industry and covers the following topics:

- Business Context
- Culture
- Data
- Digital Analysis
- Digital Environments
- Diversity and Inclusion
- Learning
- Legislation
- Security
- Testing
- Tools

The core component will be assessed by two exams and an employer set project. Your occupational specialism will allow you to develop the relevant skills in preparation for your career in the digital sector. The occupational specialism is assessed by a project that is created in conjunction with employers. The content covers the following topics:

Digital Production, Design and Development


- Analysing a problem to define requirements and acceptance criteria aligned to user needs
- Designing, implementing, and testing software
- Changing, maintaining and supporting software
- Creating solutions in a social and collaborative environment
- Discovering, evaluating, and applying reliable sources of knowledge
- Applying ethical principles and managing risks in line with legal and regulatory requirements when developing software

As part of this Technical Qualification, you will also enhance your broader skills in literacy and numeracy, which will be valuable in supporting progression in other areas. In addition, you will develop transferable technical and practical skills in communication (working with colleagues, customers, and clients), research and project work, providing you with an opportunity to demonstrate your reflective practice by suggesting alternative approaches to a problem.

How Can I Prepare?

To prepare for this course we would like you to undertake some virtual wrk experience. This is completely free and will help put what your learning into context.

- Go to: <https://www.theforage.com/virtual-internships>
- Select Software Engineering as the Career and choose the experience below or something similar if it isn't available.



Forage

Cognizant

Ready, Set, Agile!

Get ready to Agile! Gain valuable knowledge about our agile methodology in our Virtual Experience Program.

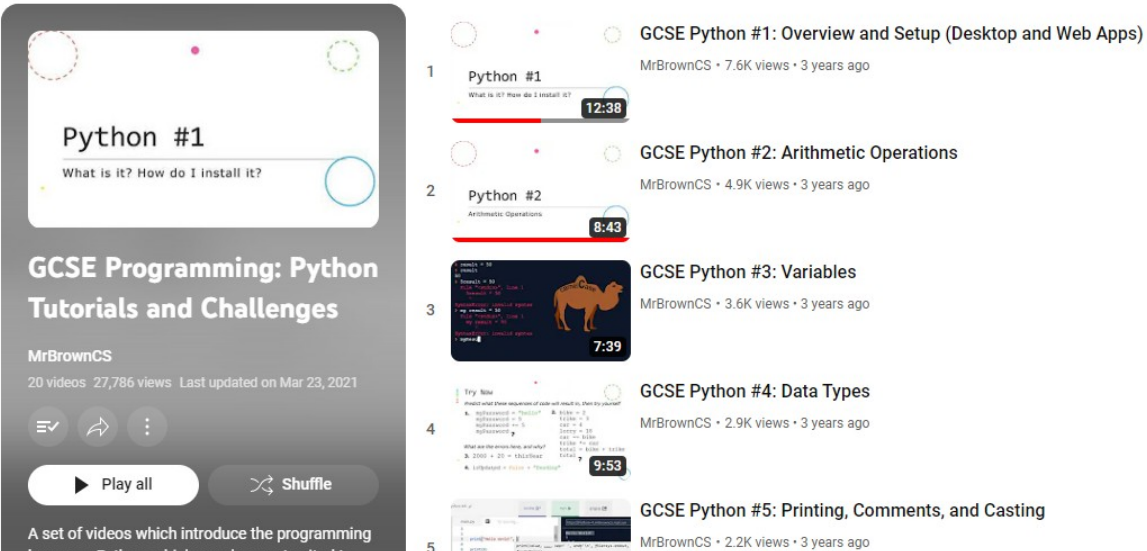
[Go to the Virtual Experience Program now →](#)

This Virtual Experience Program is free

✓ Learn More

☆ This Virtual Experience Program is free for students
🕒 This program is self-paced. It takes 5-6 hours to complete this Virtual Experience Program
📁 Get practical skills and experience from Cognizant

We would also like you to have a basic level knowledge of Python Programming at least. This can be developed by following these tutorials:



Python #1
What is it? How do I install it?

GCSE Programming: Python Tutorials and Challenges

MrBrownCS
20 videos • 27,786 views • Last updated on Mar 23, 2021

▶ Play all 🔀 Shuffle

A set of videos which introduce the programming language Python, which may be most suited to

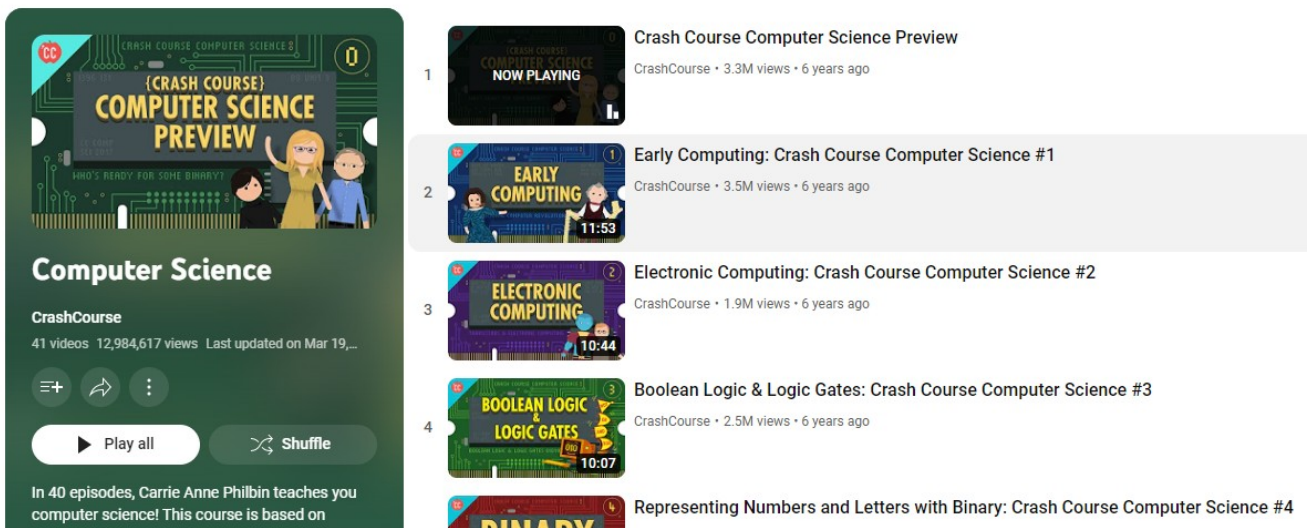
- Python #1**
Overview and Setup (Desktop and Web Apps)
MrBrownCS • 7.6K views • 3 years ago
12:38
- Python #2**
Arithmetic Operations
MrBrownCS • 4.9K views • 3 years ago
8:43
- Python #3**
Variables
MrBrownCS • 3.6K views • 3 years ago
7:39
- Python #4**
Data Types
MrBrownCS • 2.9K views • 3 years ago
9:53
- Python #5**
Printing, Comments, and Casting
MrBrownCS • 2.2K views • 3 years ago

Course Textbook: <https://amzn.eu/d/iMsB14R>

Essential Revision Guide: <https://amzn.eu/d/7oFH12s>

Essential Summer Watching:

Crash Course Computer Science: <https://youtube.com/playlist?list=PL8dPuuaLjXtNIUrzyH5r6jN9uulgZBpdo>



The image shows a screenshot of a YouTube playlist titled "Crash Course Computer Science" by the channel "CrashCourse". The playlist is displayed in a dark green theme. On the left, there is a large video player thumbnail for the "COMPUTER SCIENCE PREVIEW" video, which includes the text "In 40 episodes, Carrie Anne Philbin teaches you computer science! This course is based on". Below the player are controls for "Play all" and "Shuffle". To the right of the player, a list of four videos is shown:

1. **Crash Course Computer Science Preview**
CrashCourse • 3.3M views • 6 years ago
2. **Early Computing: Crash Course Computer Science #1**
CrashCourse • 3.5M views • 6 years ago
3. **Electronic Computing: Crash Course Computer Science #2**
CrashCourse • 1.9M views • 6 years ago
4. **Boolean Logic & Logic Gates: Crash Course Computer Science #3**
CrashCourse • 2.5M views • 6 years ago

The fifth video in the list, "Representing Numbers and Letters with Binary: Crash Course Computer Science #4", is partially visible at the bottom of the frame.